



VISIONS

INSIDE ARCHITECTURE

"Looking Further" is the reflection of our philosophy: a promise that we repeat every day, a commitment to see what others do not see, the meticulous attention to detail, a willingness to take nothing for granted. The synthesis of our work, what makes us different.

We strongly believe in the superior quality of our products and our objective is to develop and produce counterframes that are innovative, sturdy, easy to install and inspected.

Our ambition is to revolutionise the concept of counterframe for sliding pocket door systems, eclipsing any type of door.

We want to be the answer to every functional and space needs, constantly innovating our systems through practical and design solutions.



01




HOUSE IN PALERMO
- 6 -

02



HOUSE R+F
- 10 -

03



HOTEL ODERBERGER
- 14 -

04



CISTERCIAN ABBEY OF SANTA MARIA
- 20 -

05



HOSTEL "CASE MARIAN"
- 26 -

06



LAZURE APARTMENTS
- 32 -

07



HOUSING FAIR
- 36 -

08



AGRITOURISM RELAIS BORGO ROSSI
- 40 -

09



SHOWROOM ECLISSE MILANO
- 44 -



HOUSE IN PALERMO

PROJECT

Renovation of a 70's building with two residential units.

ARCHITECT

Ignazio Buscio
Ph. Giancarlo Lunetto

LOCATION

Palermo (Italy)

YEAR

2016

PRODUCTS

ECLISSE SYNTESIS LINE





These two residential units are located near Palermo (Italy). The renovation project focused on restoring and replacing some original elements in order to fit them in a contemporary atmosphere, best suited to the modern lifestyle of the family.

The choice to use 16 sliding pocket door systems with no jambs reflects the pursuit of a clean and minimalist design for the whole building.



HOUSE R+F

PROJECT

Newly built villa where Classical and Contemporary meet and perfectly blend together.

ARCHITECT

Eng. Andrea Lonati
Interior: Livraghi Progetto Casa

LOCATION

Milan (Italy)

YEAR

2018

PRODUCTS

ECLISSE SYNTESIS LINE - ECLISSE SYNTESIS DOUBLE
ECLISSE SYNTESIS LINE BATTENTE - ECLISSE SYNTESIS BASEBOARD





The concept of this entire project was the sophisticated combination of the owners' classical taste in materials and colours with modern solutions and items, such as pieces of furniture and actual works of art.

In the dining room, the perfectly flush effect of ECLISSE SYNTESIS LINE BATTENTE allowed to create the illusion of a frescoed wall, made contemporary by a tailor-made wallpaper that combines neoclassical art with a bit of modern and cheeky irony.



HOTEL ODERBERGER

PROJECT

From the historic indoor public swimming pool to the exclusive 4* Hotel.

ARCHITECT

Mathias Jensch and Britt Sylvia Eckelmann - cpm architekten
Ph. Thomas Danebrock

LOCATION

Prenzlauer Berg - Berlin (Germany)

YEAR

2016

PRODUCTS

ECLISSE SINGLE





The historic Public Bathhouse “Volksbadeanstalt” in Oderberger (Germany) was subject of a total transformation and is now a modern swimming pool, with a spa and a 4-star hotel that includes a restaurant, a bar, several training rooms, 70 rooms, two apartments and five tower suites.



The swimming pool has been renovated, to maintain its authentic and unique style while hiding a modern technological solution: a custom concept makes it disappear within 20 minutes and converts the room into a top-class event location.



A key element of the overall design. Thanks to the ECLISSE sliding pocket door systems, old cabin doors from the imperial era now lend their antique charm to modern and captivating rooms.

In order to be installed and functional, each one of the hundred-year-old doors was set within a wooden frame and secured between two glass panes, held by narrow brass profiles.



CISTERCIAN ABBEY OF SANTA MARIA

PROJECT

Restoration of the original guest house for pilgrims.

ARCHITECT

Fabio Nassuato
Ph. Enrico Dal Zotto

LOCATION

Follina (Italy)

YEAR

2017

PRODUCTS

ECLISSE SHODÒ BATTENTE





This Abbey in Follina (Italy) is a fabulous example of Cistercian architecture. It is admired for its classic forms, for the many sculptures and for the silence that reigns over the whole structure, in the cloisters, the chapels and the surrounding area.



The renovation project mainly pertained to the East wing of the Abbey, which holds the friars' apartments, and aimed at creating a new reception structure of around 1.000 sqm dedicated to pilgrims.



The reception structure holds nine en-suite rooms, which occupy an area of 450 sqm and can sleep up to 20 guests.

The remaining space is divided between communal areas, offices and other rooms, liturgical and not.

In accordance with the resurgence to a simple and modest existence in a place dedicated to prayer, culture and learning, ECLISSE products draw plain and flat lines with no interruption thanks to the flush door jambs and edging trims of ECLISSE SHODŌ BATTENTE.



HOSTEL "CASE MARIAN"

PROJECT

Rehabilitation of the rural hamlet of Case Marian into an impressive holiday home.

ARCHITECT

Fabio Nassuato
Ph. Enrico Dal Zotto

LOCATION

Cison di Valmarino (Italy)

YEAR

2017

PRODUCTS

ECLISSE SINGLE





The concept of this project stems from a new arrangement of internal and outdoor spaces and the use of modern restoration methods, which provide a perfect balance between the highest levels of functionality and the utmost respect for the history and tradition of the structure itself.



On the ground floor of the Case Marian complex, the entrance hall is in the old barn, beautifully restored and available to rent for exhibitions and events. Every year, in August, it hosts the famous Artigianato Vivo Arts and Crafts Fair.



The first and second floors hold the tourist accommodation and are arranged into single and double rooms and dormitories. Either one or both floors can be rented in their entirety.

A few rooms are equipped with en-suites while others have shared restrooms. In both cases, since a space-saving solution was required, the project provided for the installation of ECLISSE SINGLE models.



LAZURE APARTMENTS

PROJECT

7 high category apartments designed to portray sailing life on a luxurious yacht.

ARCHITECT

Ariberto Colombo - Studio Colombo

LOCATION

Lopud (Croatia)

YEAR

2017

PRODUCTS

ECLISSE SYNTESIS LINE





*Lazure Apartments is nestled at Lafodia Sea Resort Mediterranean.
All apartments have an independent entrance, a private terrace and a stunning panoramic view over Lopud bay.*



ECLISSE SYNTESIS LINE sliding pocket door systems without jambs and architraves allow the door to disappear completely inside the wall, transforming two rooms into a single, uninterrupted large unit.



HOUSING FAIR

PROJECT

The most important exhibition dedicated to housing, held every year in a different city of Finland.

LOCATION

Pori (Finland)

YEAR

2018

PRODUCTS

ECLISSE SINGLE
ECLISSE SYNTESIS LINE





The Housing Fair is the largest housing and living event in Finland, showcasing residential solutions across different locations. The theme of the human-centered designing of living spaces is construed in 28 newly built houses, a renovation site, a terraced house, a nursing home and a day care center built in Karjaranta.

ECLISSE sliding pocket door systems unfold unlimited possibilities, fitting perfectly in a variety of different contexts and interior design fashions. The sliding doors installed in these houses allow to create multi-functional spaces that can be easily opened up or closed off.



AGRITOURISM RELAIS BORGIO ROSSI

PROJECT

Renovation of an old farmstead, transformed into an holiday farm with rooms, solarium and spa.

ARCHITECT

Arch. Studio Conti & Galegati

LOCATION

Brisighella - Ravenna (Italy)

YEAR

2018

PRODUCTS

ECLISSE SINGLE
ECLISSE SYNTESIS LINE BATTENTE





An antique farmhouse on the Apennine Mountains of Emilia-Romagna, halfway between Florence and Bologna, is now an enchanting relais with five bedrooms, a solarium, a spa, an outdoor swimming pool and a conference room.

In a project bound by the constraints of the existing structure, ECLISSE SINGLE was the perfect solution to separate rooms combining a modern space-saving technology with a natural wood finishing, that preserve the rural atmosphere of the place.



SHOWROOM ECLISSE MILANO

PROJECT

A showroom designed as a workplace for meeting and training.

ARCHITECT

Marketing and Technical Dept. ECLISSE
Styling: Livraghi Progetto Casa
Ph. Enrico Dal Zotto

LOCATION

Milano (Italy)

YEAR

2018

PRODUCTS

ECLISSE CLASSIC COLLECTION - ECLISSE SYNTESIS COLLECTION
ECLISSE SHODŌ COLLECTION





A gateway to the ECLISSE world, a place to establish a direct contact with clients, architects, designers and contractors. The ECLISSE showroom is an educational space that displays unique design solutions, harnessing the full potential of our systems.

In this experimental lab the technical details interact and communicate with colours and finishes allowing the imagination to embrace new opportunities for expression, thanks to the combination of sliding pocket door systems, finishings, lighting and furniture.



The entrance room displays a sample of ECLISSE flush solutions, holding a pocket sliding door and two hinged doors from the SHODŌ Collection on one side and three different solutions from the SYNTESIS Collection on the other side.

The second room is conceived as a technical area where design and technique merge into new solutions, such as ECLISSE ACOUSTIC, a new system developed to improve the acoustic comfort of our CLASSIC Collection doors.

PRODUCT'S MATRIX

ECLISSE SINGLE



- COLLECTION:**
ECLISSE CLASSIC COLLECTION
- PRODUCT:**
Single sliding pocket door system with jamba and architrave
- VERSIONS:**
Stud wall / Solid wall
- ACCESSORIES:**
Soft Closing
Glass Door
- PRODUCT VARIANT:**
ECLISSE HOIST
ECLISSE ACOUSTIC

ECLISSE DOUBLE



- COLLECTION:**
ECLISSE CLASSIC COLLECTION
- PRODUCT:**
Double sliding pocket door system with jamba and architrave
- VERSIONS:**
Stud wall / Solid wall
- ACCESSORIES:**
Soft Closing
Double door coordination
Glass Door
- PRODUCT VARIANT:**
ECLISSE HOIST

ECLISSE SYNTESIS LINE



- COLLECTION:**
ECLISSE SYNTESIS COLLECTION
- PRODUCT:**
Sliding pocket door system without jamba and architrave
- VERSIONS:**
Stud wall / Solid wall
Single door / Double door
- ACCESSORIES:**
Soft Closing
Double door coordination
Glass Door

PRODUCT'S MATRIX

ECLISSE SYNTESIS LUCE



- COLLECTION:**
ECLISSE SYNTESIS COLLECTION
- PRODUCT:**
Sliding wiring-ready pocket door system without jamba and architrave
- VERSIONS:**
Stud wall / Solid wall
Single door / Double door
- ACCESSORIES:**
Soft Closing
Glass Door

ECLISSE SYNTESIS LINE BATTENTE



- COLLECTION:**
ECLISSE SYNTESIS COLLECTION
- PRODUCT:**
Frame doorset for flush single hinged door, without jamba and architrave
- VERSIONS:**
Same frame for stud wall and solid wall
- ACCESSORIES:**
Door Closer

ECLISSE SYNTESIS LINE BATTENTE DOUBLE



- COLLECTION:**
ECLISSE SYNTESIS COLLECTION
- PRODUCT:**
Frame doorset for flush double hinged door, without jamba and architrave
- VERSIONS:**
Same frame for stud wall and solid wall
- ACCESSORIES:**
Door Closer

PRODUCT'S MATRIX

ECLISSE SYNTESIS BATTENTE GLASS




COLLECTION:
ECLISSE SYNTESIS COLLECTION

PRODUCT:
Frame doorset for flush single hinged glass door, without jambs and architrave

VERSIONS:
Same frame for stud wall and solid wall

ECLISSE SYNTESIS TECH



COLLECTION:
ECLISSE SYNTESIS COLLECTION

PRODUCT:
Frame and panel for flush trap doors for technical compartments

VERSIONS:
Same frame for stud wall and solid wall
Single door
Double door
Top Hung door
Bottom Hinged door
Extractable door

ACCESSORIES:
Flush Pull Lever
Key Lock

ECLISSE SYNTESIS BASEBOARD



COLLECTION:
ECLISSE SYNTESIS COLLECTION

PRODUCT:
Recessed skirting board adapter for the installation of a flush baseboard

VERSIONS:
Stud wall / Solid wall

PRODUCT'S MATRIX

ECLISSE SHODŌ SCORREVOLE



COLLECTION:
ECLISSE SHODŌ COLLECTION

PRODUCT:
Sliding pocket door system with flush jambs and architrave

VERSIONS:
Stud wall / Solid wall
Single door / Double door

ACCESSORIES:
Soft Closing

ECLISSE SHODŌ BATTENTE




COLLECTION:
ECLISSE SHODŌ COLLECTION

PRODUCT:
Frame doorset for flush single hinged door, with flush jambs and architrave

VERSIONS:
Same frame for stud wall and solid wall

ECLISSE SHODŌ BASEBOARD



COLLECTION:
ECLISSE SHODŌ COLLECTION

PRODUCT:
Recessed skirting board adapter for the installation of a flush baseboard

VERSIONS:
Stud wall / Solid wall

ECLISSE | **WORLD**

ECLISSE | **ITALIA**

ECLISSE | **Brasil**

ECLISSE | **Česká Republika**

ECLISSE | **Deutschland**

ECLISSE | **España**

ECLISSE | **France**

ECLISSE | **Österreich**

ECLISSE | **Polska**

ECLISSE | **România**

ECLISSE | **Slovenská Republika**

© ECLISSE, all rights reserved.

The use, filing and total or partial reproduction, using any mechanical or electronic means, of texts, drawings and pictures contained in this publication is strictly prohibited, unless specifically approved in writing by ECLISSE. All pictures and drawings are for illustrative purposes only. ECLISSE s.r.l. reserves the right to make changes in order to improve the product specifications without notice. We may change the content of this catalogue, so if you have any queries related to the products you can contact our call center. ECLISSE refuses any responsibility for misprints, clerical errors or for any other reason.

ECLISSE also has official distributors in:

Belgium	Israel	Malta	Russia	Tunisia
Denmark	Latvia	Morocco	Serbia	Turkey
Finland	Lithuania	Netherlands	Sweden	UK
Hungary	Luxembourg	Portugal	Swiss	USA

Find your distributor in the Dealer Locator page at www.eclisseworld.com/en/dealer-locator/



Via Giovanni Pascoli, 7 - 31053 Pieve di Soligo, Treviso, ITALY - T. +39 0438 980 513
eclipse@eclipse.it - international.sales@eclipse.it
www.eclipse.it - www.eclipse.com